



SOFTWARE-GUILD

The Software Guild's

Outcomes

OCTOBER 2020

The Software Guild is proud to be a founding member of the Council on Integrity in Results Reporting. We want our future apprentices to have accurate data around job placement and outcomes so that they can make well-informed decisions when choosing a program. This should be the expectation from the members of the coding bootcamp industry moving forward, and we look forward to the growing membership of CIRR.

MINNEAPOLIS, MN

Graduation Rate	47.2%
Job Placement	91.7%
Median Salary	\$60,000



**COUNCIL
ON INTEGRITY
IN RESULTS
REPORTING**

STUDENTS FIRST

MINNEAPOLIS, MN

2019 Outcomes Data

Reporting Period ————— 7/1/2019 to 12/31/2019

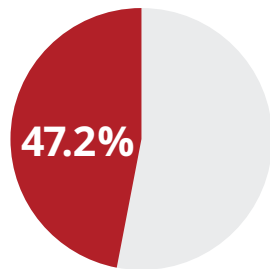
Graduates Included in Report ————— 35

Published Program Length ————— 84 days

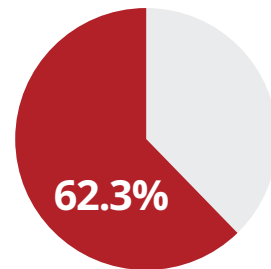
- Graduation Requirements include:
- Complete all course modules
 - Complete mastery and capstone projects
 - Meet with Employer Network Manager

What are the graduation rates?

Within **100%**
of published
program length
(the “**on-time**”
graduation rate)



Within **150%**
of published
program length

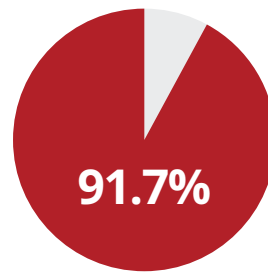


MINNEAPOLIS, MN

Employment Outcomes

What are the employment results for graduates?

Employed
**full-time in
paid, in-field
positions**
(at 180 days)



	At 90 days	At 180 days
Employed in-field	70.8%	91.7%
Full-time employee (30+ hours/week, 6+ months)	70.8%	87.5%
Full-time apprenticeship, internship, or contract position (30+ hours/week, 3-6 months)	0%	4.2%
Short-term contract, part-time position, freelance, or unknown length	0%	0%
Started a new company or venture after graduation	0%	0%
Not seeking in-field employment	0%	0%
Employed out-of-field	0%	0%
Continuing to higher education	0%	0%
Not seeking a job for health, family, or personal reasons	0%	0%
Still seeking a job in-field	29.2%	8.3%
Could not contact	0%	0%



MINNEAPOLIS, MN

Median Salary

What is the median annual base salary of graduates?

\$60,000

	At 90 days	At 180 days
Under \$50,000	8.3%	5.9%
\$50,000-60,000	33.3%	35.3%
\$60,000-70,000	41.7%	41.2%
\$70,000-80,000	8.3%	11.8%
\$80,000-90,000	8.3%	5.9%
Over \$90,000	0%	0%
Percentage of job obtainers who reported salaries	92.3%	89.5%

MINNEAPOLIS, MN

Job Titles

What were the most frequent job titles for graduates?

Associate Consultant 1	13.6%
Software Developer	13.6%
Associate Consultant	13.6%
Application Developer	4.5%
Applications Systems Analyst/Programmer – Jr	4.5%